










Post - Care Instructions

Mole, Spot
Removal

-  You can wash your face gently after 24 hours – avoid scrubbing the treated area.
-  A small scab will form over the treated area – let it fall off naturally, do not pick at it.
-  Redness at the site is normal and may last anywhere from 2 weeks to 3 months depending on individual healing.
-  Keep the area covered with a hydrocolloid patch (Duoderm) – replace every 1–3 days for about 1 week. If it falls off, replace it – these can be purchased at any pharmacy.
-  Avoid heavy makeup on the treated area for 1 week – light makeup is okay.
-  Apply sunscreen daily – essential to prevent pigmentation during healing.
-  Do not touch the wound with unwashed hands.
-  Avoid alcohol and smoking for 7 days.
-  Deeper or larger moles may require more than one session for complete removal.

⚠️ If redness worsens, area becomes swollen, or you notice unusual discharge, contact us immediately.

For any other concerns, contact us via [WA](#) or [DM](#) on Instagram.